


LEAF SAP SAMPLING GUIDE

Apple




Keep in mind!

- Avoid outer rows and first 20 feet of a row.
- Do not mix varieties when sampling as may cause variation in analyses.
- Sample leaves with average leaf quality. Sample areas of abnormal growth separately.
- Sample consistently on sunny side of tree, and avoid extreme weather.
- If leaves are wet at sampling lightly pat dry before shipping (moisture influences results).
- Sap Analysis data works best when used in progression to understand plant nutrient uptake.
- Note fertilizer and irrigation times and application rates if possible.
- Sample either before or 3+ days after fertilizer/pesticides have been applied.
- Keep samples cool. Bring cooler to fields to store samples.
- Place sample submission form (Chain of Custody) in shipping container with samples.



Sample leaf and petiole together



OLD Leaf Sample

NEW Leaf Sample

LEAF SAP SAMPLING GUIDE

Apple



Sampling Instructions

Sample Time: Take samples in the morning before 11 a.m. and temperatures less than 80 °F to ensure adequate leaf tension and moisture. Avoid sampling in the rain. Store samples in cooler.

Sample Size: Collect 80+ grams each of both new (young) and old leaves together for collected total of 160+ grams per sample set. Bag new and old leaves separately in quart sized zip lock bags labeled New and Old. Fill bag 3/4 full of leaf sample.

Initial Sampling: Begin sampling at leaf out when new leaves are fully developed and expanded. Place stacked leaf + petiole in zip locked bag labeled New.

Sequential Samples: Subsequent samplings are New/Old leaves sampled separately.


NEW- Sample youngest fully formed leaves (3rd or 4th leaf from the growth point of the shoot). Place stacked leaf + petiole in a zip lock bag labeled NEW.

New leaf = newest yet fully developed leaf and petiole.

OLD- Sample still healthy and functional leaves (the last, 2nd or 3rd to last leaf from the base of the shoot. Place stacked leaf + petiole in separate gallon zip lock bag labeled OLD.

Old leaf = oldest yet still viable leaf and petiole.

****Do not mix varieties when sampling as this may cause variation in analyses****



Keep samples cool. Ship overnight or 2-day on M/T/W (morning arrival time) with ice packs. Samples should not come into direct contact with ice packs. Let air out of bags before shipping.

All samples must be accompanied by a fully completed Sample Submission Form. Fillable version available on our website www.newagelaboratories.com.

Science You Can Use, Partners You Can Trust

160 Veterans Blvd, South Haven, MI 49090 (269) 637-5658 (888)-685-1628